

Best-in-class for all your needs

Line 6000 Heat Pump Dryers offer a sustainable opportunity for your business to maintain high productivity levels while saving money and energy.



Multi-Housing Laundry

When tenants do their laundry, they need a fast and trouble-free experience. Transforming this chore into a pleasure means ensuring their clothes are dried to perfection. By running a sustainable laundry room, you can save on energy costs and keep your tenants happy with a quick and user-friendly service.



On Premises Laundries


Get your laundry clean and dried on your schedule, conveniently within your own premises. With reliable, low-maintenance, and cost-effective machines, you can focus on other aspects of your job. Clean tough stains quickly and ensure total hygiene with our durable machines.



Marine

Cargo ships, oil rigs, passenger ships, and other marine vessels need to rely on high-performance laundry equipment that is flexible, cost-effective, and easy to maintain. Ensure clothing and textiles are clean and dry in challenging environments, and handle all types of fabrics, from delicates to rugged apparel.

Pioneers in usability



Our ergonomic innovations can reduce work-related musculoskeletal disorders (WMSDs) by **59%**, which equates to an average decrease of **75%** in sick days and a **25%** increase in productivity.

UNIQUE
in the industry



Everything under your control with COMPASSPRO

CompassPro features a new design and an improved user experience. It is flexible and customizable, offering both preset programs and free program slots. Additionally, it supports up to 18 languages.



Excellence is central to everything we do. By anticipating our customers' needs, we strive for Excellence with our people, innovations, solutions and services. To be the OnE making our customers' work-life easier, more profitable – and truly sustainable every day.

Follow us on



www.electroluxprofessional.com

Excellence with the environment in mind

- ▶ All our factories are ISO 14001-certified
- ▶ All our solutions are designed for low consumption of water, energy, detergents and harmful emissions
- ▶ In recent years over 70% of our product features have been updated with the environmental needs of our customers in mind
- ▶ Our technology is RoHS and REACH compliant and over 95% recyclable
- ▶ Our products are 100% quality tested by experts



Where sustainability meets performances
Heat Pump Dryers

Shaping the Sustainable Laundry

A revolutionary dryer

Line 6000 Heat Pump Dryers provide outstanding results with easy installation, low running costs and positive impact on the environment



Energy Savings

Save up to 65% in energy compared to a traditional vented machine. Benefit from an easy installation process and a quick return on your investment.



High Productivity

The Moisture Balance feature ensures that the dryer stops immediately when the garments are perfectly dry, preventing any waste of productive time.



Environmental Impact

We take pride in achieving a 33%* reduction in greenhouse gas emissions (kg CO2 per drying cycle), contributing significantly to global emissions reductions.*Reduction percentages may vary depending on the country.



Easy Installation

Line 6000 Heat Pump Dryers are suitable for installation in almost any location, due to a small footprint and plug&play capabilities.



Electrolux Professional technology

Our Heat Pump Dryers feature patented technologies which enhance productivity and are energy efficiency:

- An Inverter-driven compressor allows the machine to quickly reach the right temperature and reduces the duration of the cycle*

- The electronic valve significantly reduces temperature fluctuations compared to traditional mechanical valve regulation, This results in better temperature control and faster dewatering.*

**Patented JP7216728B2 and related family*



Creating the sustainable laundry

Avoid micro lint pollution

No micro lint is released into the air, ensuring compliance with regulations that prohibit micro lint release outside of buildings.

Reduce emissions

With a reduction in greenhouse gas emissions of 33% in kgCO2 per drying cycle there is less impact on the environment

Silent operations

Line 6000 heat pump dryers work at only 56dB, almost complete silence, making them perfect for shared laundries.

Raise your productivity while saving money

Energy prices have been constantly rising, Line 6000 Heat Pump Dryers provide a high number of cycles while having a substantial energy savings.



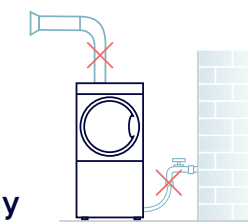
More Cycles in less time means more success!

Professional laundries have access to a heat pump dryer that can complete a cycle in 35 minutes—just 5 minutes longer than a vented dryer and nearly twice as fast as traditional heat pump dryers.



Better energy consumption means more savings!

Dryers normally consume 3x as much energy as a washer*, this gap now is reduced, getting the amount of energy used from the heat pump dryers close to the washers.



Plug and play

Electrolux Professional Line 6000 heat pump tumblers can be installed anywhere. There is no need for exhaust ducts water cooling.

This helps save you money on installation costs!

The Heat Pump dryers can operate in ambient temperatures between +10°C and +45°C.

For a tumble dryer with a heat pump, it is crucial to ensure good ventilation in the laundry room. Please contact an authorized ventilation technician for advice.





With an annual reduction of **65%** in energy consumption, you will save energy equivalent to the usage of three traditional family homes per year.*

*Based on TD6-20 heat pump dryer model



Exploring the range

Our Line 6000 Heat Pump Dryers range will amaze you with its life cycle costs reduction, energy savings and outstanding drying times.

	 TD6-7	 TD6-11	 TD6-14	 TD6-20
Drum volume (l)	135	200	255	360
Dry weight capacity (kg/lb)	7/15	11/24	14/30	20/44
Width (mm-in)	600 - 23 5/8"	730 - 28 3/4"	790 - 31 1/8"	790 - 31 1/8"
Depth (mm-in)	845 - 33 1/4"	910 - 35 13/16"	965 - 38"	1202 - 47 5/16"
Height (mm-in)	1050 - 41 5/16"	1300 - 51 3/16"	1770 - 69 11/16"	1770 - 69 11/16"
Horizontal Filter	Standard	Standard	Standard	Standard
Drum Speed Control	X	Standard	Optional	Optional
Water Cooling	X	X	X	X
Moisture Balance	Standard	Standard	Standard	Standard
Stainless Steel Drum	Optional	Optional	Optional	Optional
Galvanized Steel Drum	Standard	Standard	Standard	Standard
Compass Pro	Standard	Standard	Standard	Standard
Reversing Drum	Standard	Standard	Standard	Standard
Ergonomics rating	★★★★	★★★★	★★★★	★★★★



Outstanding Savings

The TD6-11 with Heat Pump features an eco-program. By selecting the energy and time required for each load, you can save 68% of energy compared to vented solutions and previous Heat Pump models, all without compromising on productivity.



Optimal drying time

Our moisture balance technology measures the exact moisture level throughout the drying process. As well as protecting the garments it also saves on energy. The program stops as soon as the textiles are dry, or at the moisture level you set. Therefore it is dry, not overdry.



Best result with all fabrics

From delicate silk to heavy cotton, our machines ensure that garments move correctly in the drum, facilitating the fastest drying possible while respecting every type of fabric.



Advanced technology

Smart Energy Management intelligently regulates energy consumption. Utilizing a synergy of electronic valve and inverter technology, this function optimizes temperature control during the drying cycle, ensuring energy efficiency is maximized and energy usage is minimized.